







TUBULAR-S

Item code	86.SD01.1341.02
Product type	Indoor
Category	Surface Downlights
Family	TUBULAR-S

Pictograms					
					

Product	
Real power (W)	10
Real luminous flux (Lm)	800
Luminous efficiency (Lm/W)	80
Beam angle (°)	60
Life time (h)	50000h L80B10
IP	IP65
Control gear	ON-OFF
Colour temperature (K)	3000
Colour consistency (SDCM)	SDCM<3
CRI	80

Dimensions	
Product dimensions (mm)	Ø75X100 mm